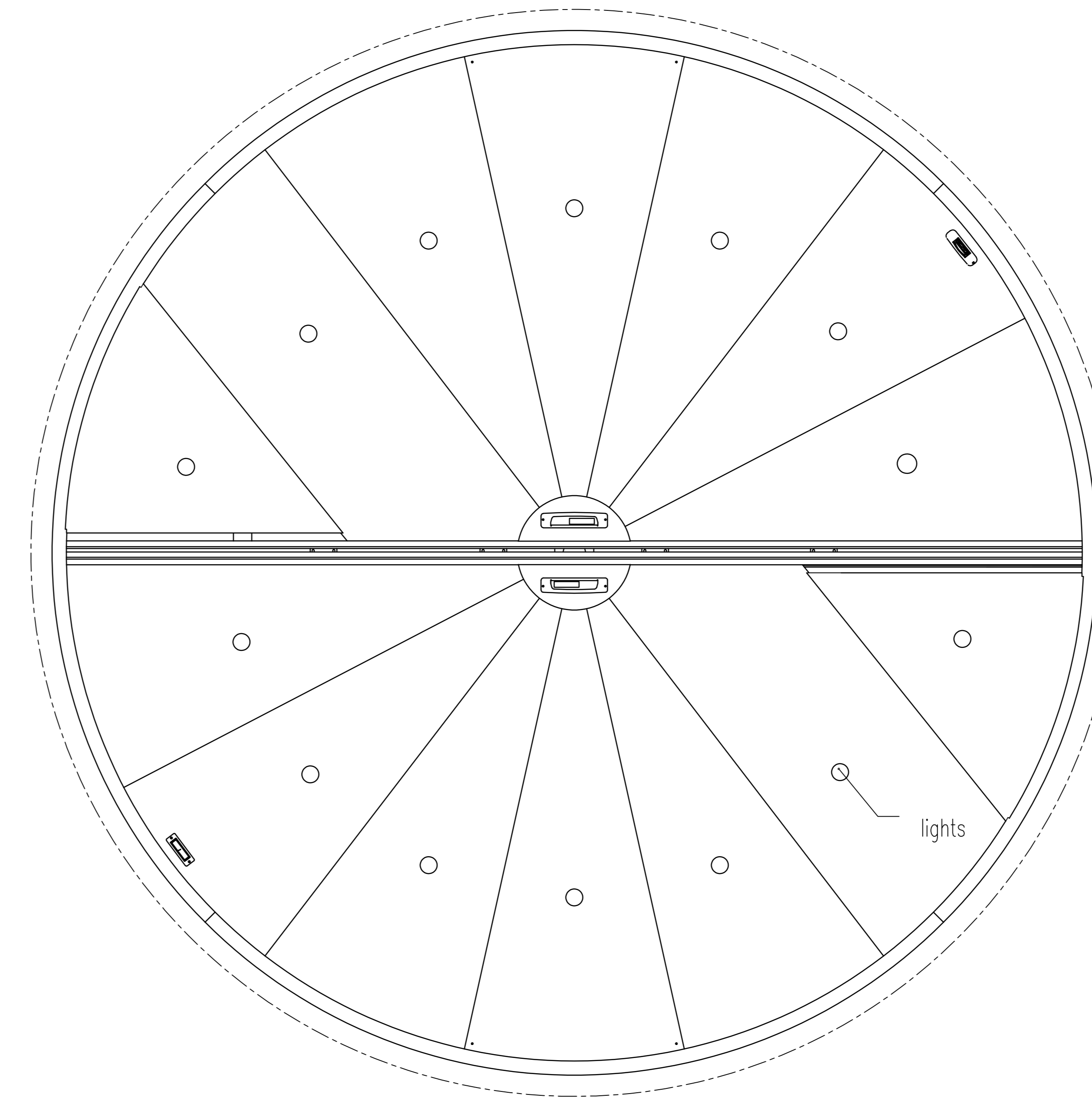
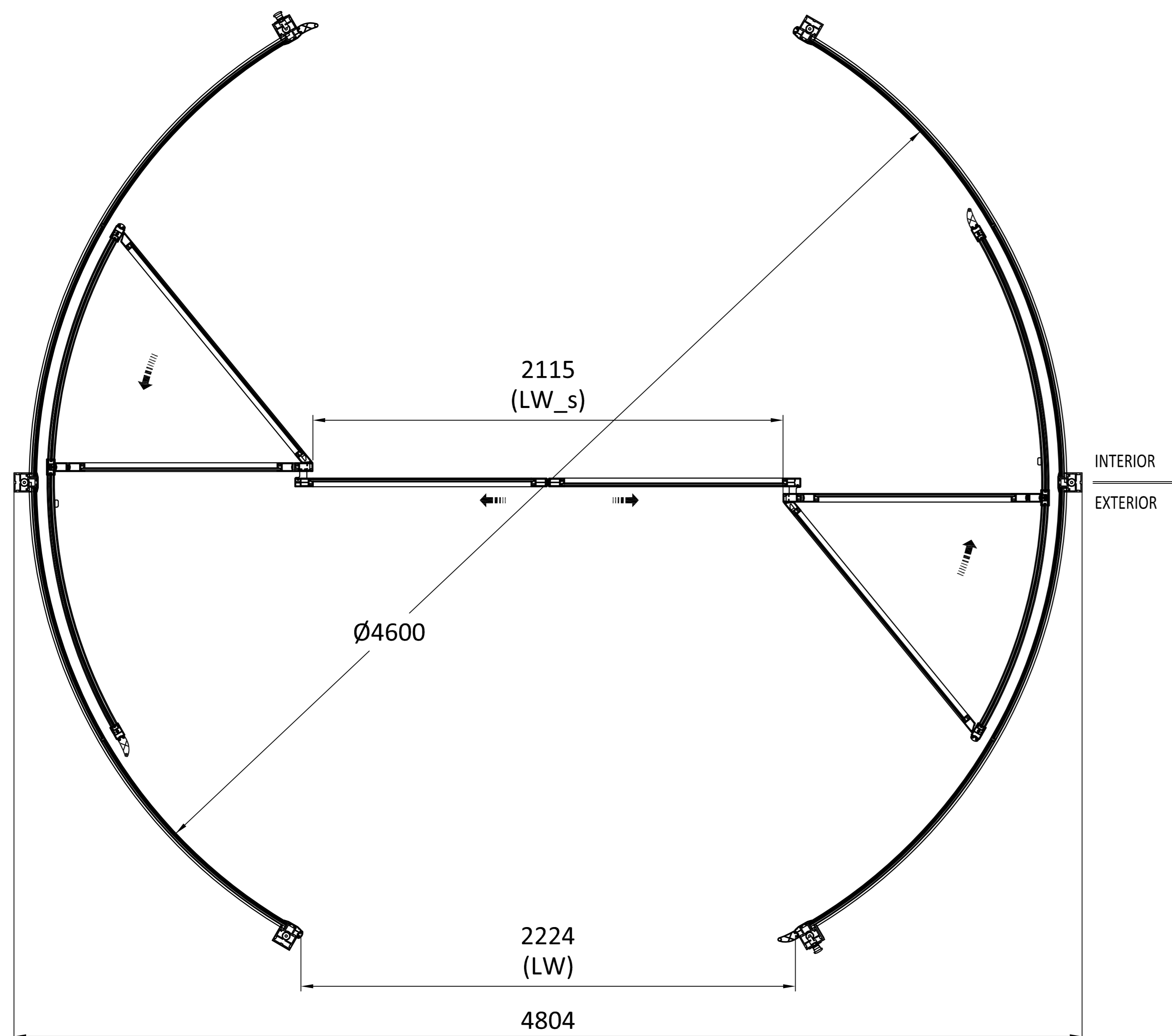


- D - Internal Diameter
- LH - Passage Height
- CH - Canopy Height
- LW - Passage Width-Revolving door
- LW\_S - Passage Width-Sliding door
- B1 - External Diameter Drum wall
- B2 - External Diameter Canopy



Top view of ceiling

Contract Number

APPROVAL SIGNATURE

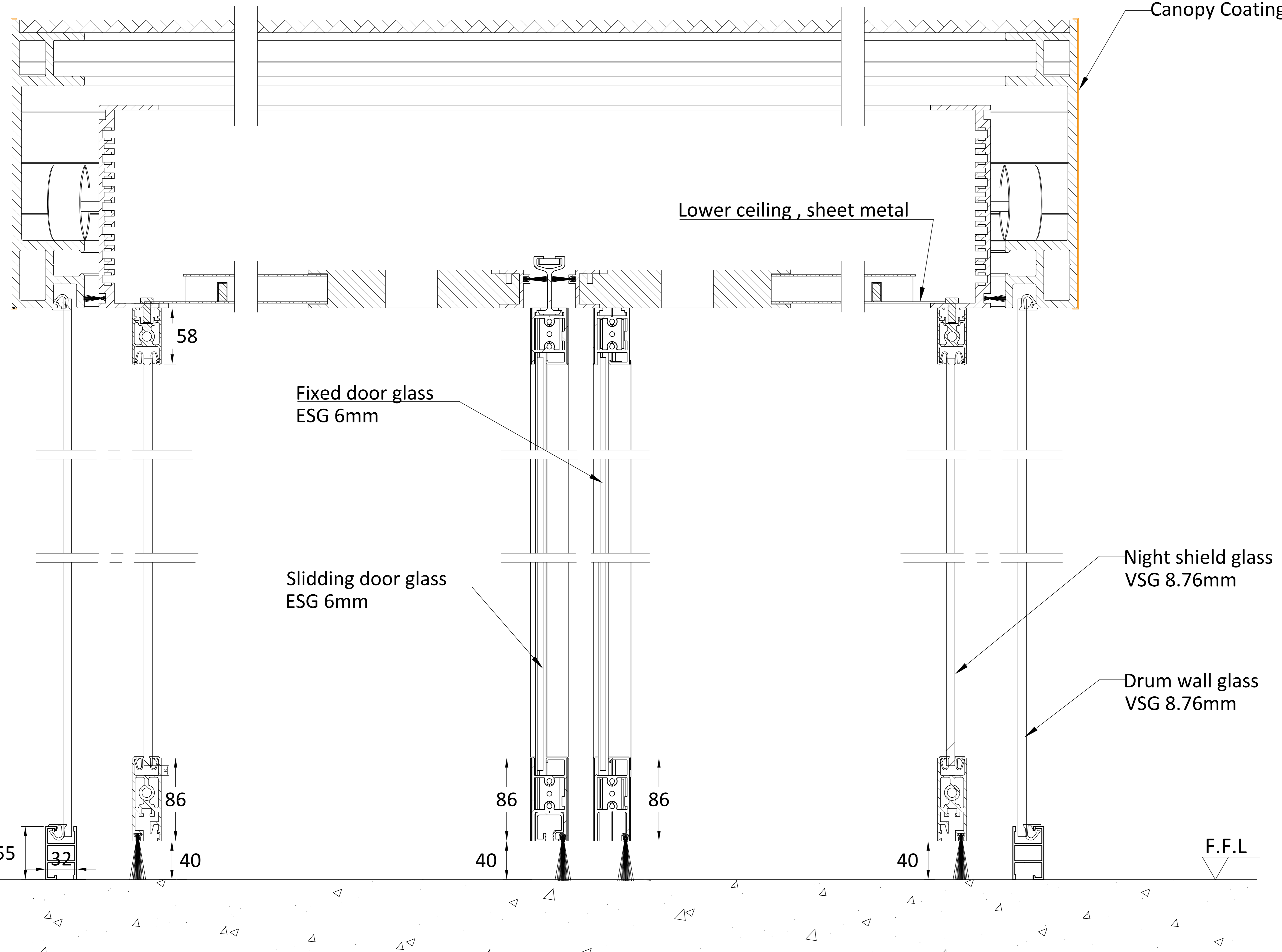
Safety Kits

- Standard Safety Kits, Recessed mounted
- PLUS Safety Kits, Recessed Comply with DIN 18650 / EN 16005

\* The sensors qty and layout maybe different from the view for different diameter, please ask for details if need to be shown in your Architect Drawing.

Tolerance reference to DIN7168 T1-g (±5mm)

|  |                          |  |
|--|--------------------------|--|
| <b>dormakaba</b>                                   |                          | dormakaba China Ltd.<br>No. 101 Tongsheng Road, Suzhou Industrial park,<br>Jiangsu 215126, China |
| Door type  | KTC-2(III) with showcase | Page 1   |
| Project  | project name             | Of 3   |
| Use this drawing together with SPECIFICATION LIST. |                          |  |



Contract Number

APPROVAL SIGNATURE

Tolerance reference to DIN7168 T1-g (±5mm)

|  |                          |  |   |
|--|--------------------------|--|---|
|  |                          | dormakaba China Ltd.<br>No. 101 Tongsheng Road, Suzhou Industrial park,<br>Jiangsu 215126, China |   |
| Door type  | KTC-2(III) with showcase | Page   | 2 |
| Project  | project name             | Of   | 3 |
| Use this drawing together with SPECIFICATION LIST. |                          |  |   |

12 11 10 9 8 7 6 5 4 3 2 1

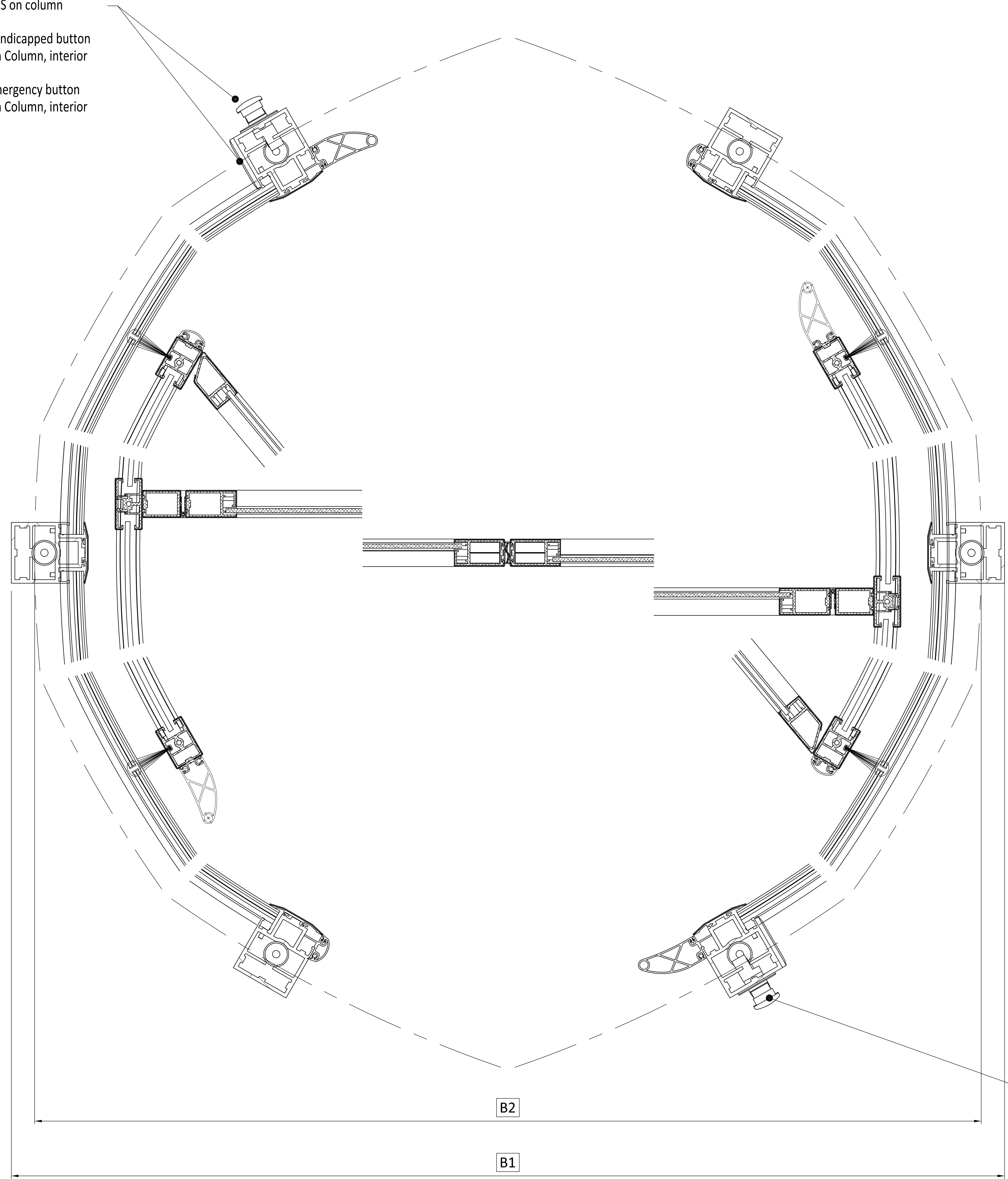
PGS on column  
Handicapped button  
On Column, interior  
Emergency button  
On Column, interior

E - Side panel width  
B1 - External Diameter Drumwall  
B2 - External Diameter Canopy


Contract Number

APPROVAL SIGNATURE

\_\_\_\_\_



Handicapped button  
On Column, exterior  
Emergency button  
On Column, exterior



|  |                          |  |   |
|--|--------------------------|--|---|
| <b>dormakaba</b>                                   |                          | Approval Drawing For Customer and Architects |   |
| Door type  | KTC-2(III) with showcase | Page   | 3 |
| Project  | project name             | Of   | 3 |
| Use this drawing together with SPECIFICATION LIST. |                          |  |   |

12 11 10 9 8 7 6 5 4 3 2 1